



© Copyright 1994 - 2013 Laura Gabutti Lattuada

Owner and unique designer of Passione Ricamo ©  
all rights reserved



© Copyright 1994 - 2013 Laura Gabutti Lattuada

Owner and unique designer of Passione Ricamo ©  
all rights reserved

## Instructions and Symbol Key Valentine Day 2015

---
















**Fabric:** 14 count Aida or 28 ct Linen

**Number of Stitches :**60 x 87

**Finished Size:** 4.29 x 6.21 inches or 10.89 x 15.78 cm

**Colours:** DMC

Use 2 strands of thread for cross stitch

<u>Sym</u>	<u>No.</u>	<u>Colour Name</u>	<u>Sym</u>	<u>No.</u>	<u>Colour Name</u>
	304	China red		321	Red
	433	Brown - med		434	Brown - lt
	435	Brown - vy lt		436	Tan
	666	Bright red		738	Tan - vy lt
	801	Coffe brown - dk		814	Deep wine red
	816	Red fruit		907	Granny Smith green
	3705	Pale red		3706	Flamingo pink
	3756	Cloud blue	•	BLANC	BLANC

Use 1 strand of thread for backstitch

DMC 801 for the pot - per il vaso  
 DMC 814 for ribbon and flowers - per il nastro ed i fiori  
 DMC 905 for leaves, steams and heart line... - per le foglie dei fiori e per il nastrino dei cuori appesi all'albero

This chart has been designed and printed with our best intentions of being without mistakes. However, the possibility of human error, printing mistakes or the variation of individual stitching does exist, and we regret that we cannot be responsible for this.



*© Copyright 1994 - 2013 Laura Gabutti Lattuada  
 Owner and unique designer of Passione Ricamo ©  
 all rights reserved*